


## Montageanleitung

### P722 Universalputzdeckel UP




Der Putzdeckel ist für alle Therm Dosen geeignet.



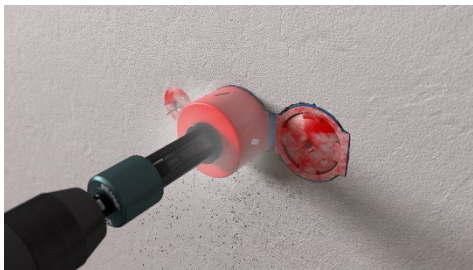
Putzdeckel auf die Dosen stecken.




Dank leichter Außenwölbung ist der Universalputzdeckel nach dem Verputzen leicht auffindbar.




Den Putzdeckel mit den Fingern eindrücken oder...



... mit einer Bohrkronen  $\varnothing$  68 mm ausfräsen.



Es entsteht eine saubere Kontur ohne Abbrüche. Bei Bedarf den Verbindungsteg austrennen.



Ideal für schnelles Durchverdrahten oder den Einbau vorverdrahteter Geräte.

## Assembly instruction

### P722 Universal plaster cover UP




The plaster cover is suitable for all thermo boxes.




Put the plaster cover on the box.




Thanks to the slight external curvature, the universal plaster cover is easy to find after plastering.




Press the plaster cover in with your fingers or...



... mill out with a drill bit  $\varnothing$  68 mm.



The result is a clean contour without break-offs. If necessary, cut out the connecting bar.



Ideal for quick through-wiring or the installation of pre-wired devices.